

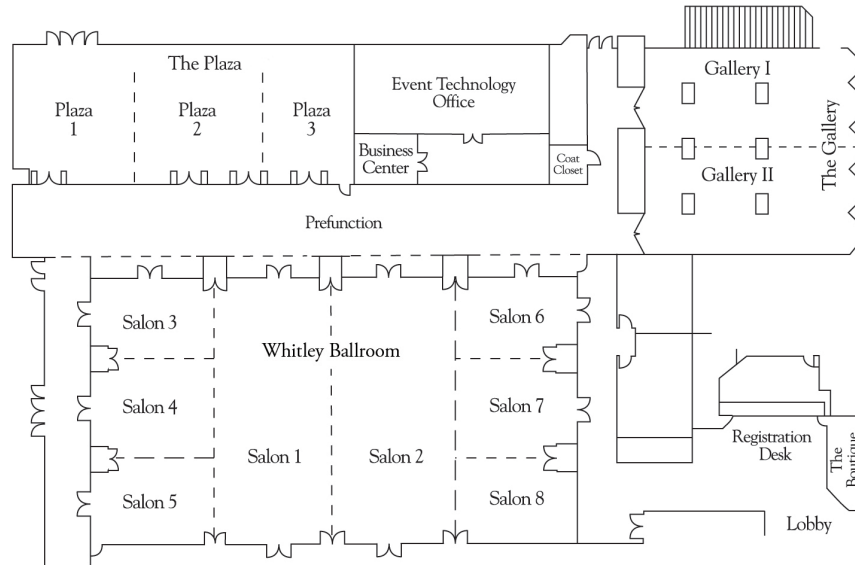


THE WHITLEY  
ATLANTA BUCKHEAD

THE  
LUXURY  
COLLECTION

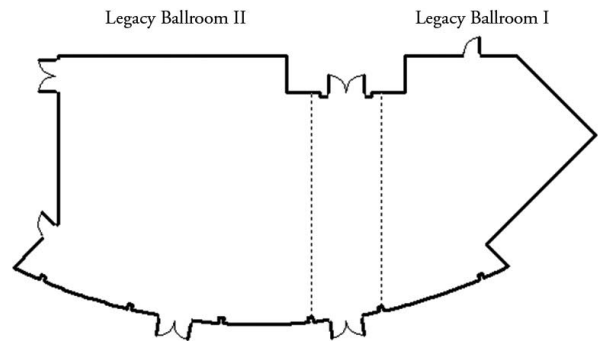
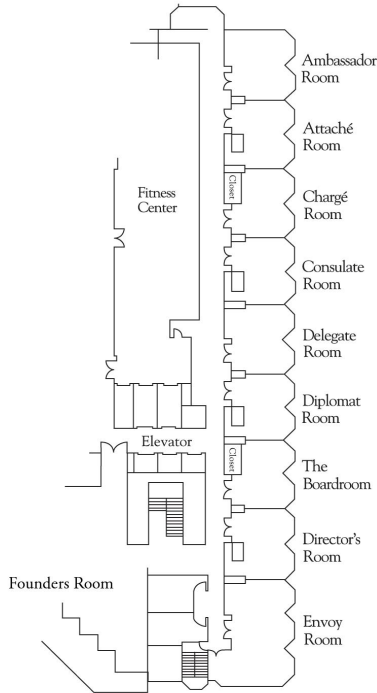
# MEETING ROOM FLOORPLANS

## LEVEL 1




## LEVEL 2

## LEGACY BALLROOM (LEVEL 1)



THE WHITLEY  
A LUXURY COLLECTION HOTEL  
3434 PEACHTREE ROAD, NORTHEAST ATLANTA, GEORGIA 30326 USA

THEWHITLEYHOTEL.COM



## CAPACITY CHART

MEETING ROOM	LxWxH	SQ. FEET	RECEPTION	BANQUET	THEATER	CONFERENCE	CLASSROOM	U-SHAPE
Set-up Fits				10 Per		3 Per	3 Per	
<b>LEVEL 1</b>								
THE WHITLEY BALLROOM	67x128x16	8970	1000	650	1000		600	
Whitley Ballroom Pre-Function	16x140x14	2240	300					
Salon 1	67x32x16	2208	200	150	250	60	150	60
Salon 2	67x32x16	2208	200	150	250	60	150	60
Salon 3	32x21x14	726	50	40	60	30	50	25
Salon 4	32x24x14	825	60	40	70	30	40	35
Salon 5	32x21x14	672	50	36	60	22	30	20
Salon 6	32x21x14	726	50	36	60	22	36	20
Salon 7	32x24x14	825	60	40	60	22	40	20
Salon 8	32x21x14	672	50	30	60	22	30	20
Salons 3, 4 & 5	32x66x14	2200	180	140	220	60	110	60
Salons 6, 7 & 8	32x66x14	2200	180	140	220	60	110	60
THE PLAZA	85x29x14	2494	250	180	250	70	170	80
Plaza 1	34x29x14	1015	70	60	100	30	60	30
Plaza 2	32x29x14	925	60	50	70	30	50	30
Plaza 3	19x29x14	565	30	40	35	20	20	20
THE GALLERY	52x58x14	3015	250	180	160	40	60	40
Gallery 1	28x58x14	1624	100	60	80	30	30	30
Gallery 2	24x58x14	1393	100	60	80	30	30	30
LEGACY BALLROOM	99x49x14	4155	360	250	325	72	250	100
Legacy Prefunction	40x13x14	565						
Legacy Ballroom 1	47x40x14	1277	128	80	125	30	50	30
Legacy Ballroom 2	47x49x14	2322	232	160	258	60	160	48
Legacy Terrace	71x18	1350				135		
<b>LEVEL 2</b>								
Ambassador Room	24x26x8.5	624	40	30	40	20	20	20
Attaché Room	24x26x8.5	624	40	40	40	20	24	20
Charge Room	24x26x8.5	624	40	30	40	20	22	20
Attaché & Charge Rooms	24x52x8.5	1248	70	70	80	40	40	40
Consulate Room	24x26x8.5	624	40	30	40	20	24	20
Delegate Room	24x26x8.5	624	40	30	40	20	22	20
Diplomat Room	24x26x8.5	624	40	30	40	20	24	20
The Boardroom	24x26x8.5	624				12		
Director's Room	24x26x8.5	624				12		
Envoy Room	40x24x8.5	1200	70	50	60	30	30	30
The Founders Room	57x36x8.5	1938	150	80	120	45	70	45

\*Meeting space displays maximum capacity. Additions such as audiovisual or staging may affect total occupancy.