

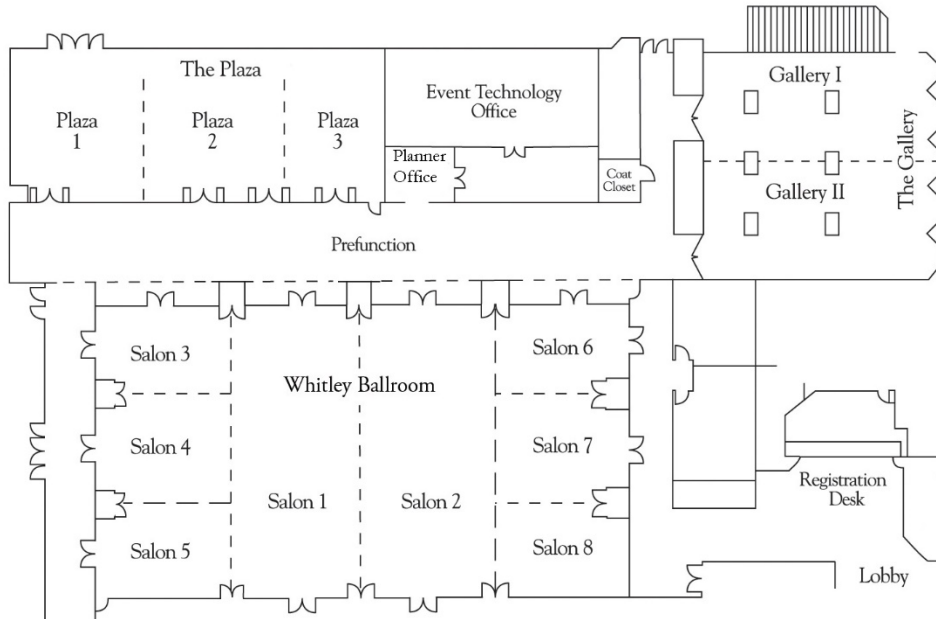


THE WHITLEY  
ATLANTA BUCKHEAD

THE  
LUXURY  
COLLECTION

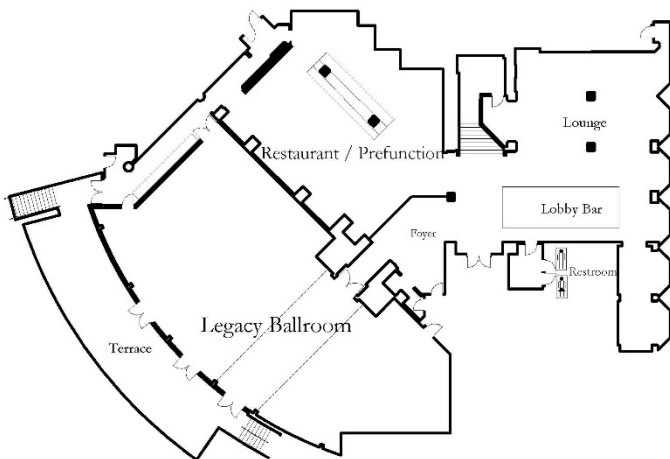
## MEETING ROOM FLOORPLANS

### LEVEL 1

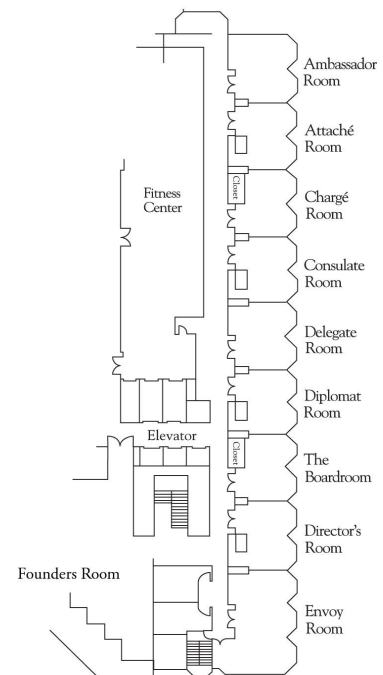


### LEGACY BALLROOM (LEVEL 1)

LEVEL 2




### LEVEL 2



THE WHITLEY  
A LUXURY COLLECTION HOTEL  
3434 PEACHTREE ROAD, NORTHEAST ATLANTA, GEORGIA 30326 USA

THEWHITLEYHOTEL.COM



## CAPACITY CHART

MEETING ROOM	LxWxH	SQ. FEET	RECEPTION	BANQUET	THEATER	CONFERENCE	CLASSROOM	U-SHAPE
Set-up Fits				10 Per		3 Per	3 Per	
<b>LEVEL 1</b>								
THE WHITLEY BALLROOM	67x128x14	8970	520	650	1000		400	
Whitley Ballroom Pre-Function	140x16x14	2240	300					
Salon 1	67x32x14	2208	200	130	250	60	150	60
Salon 2	67x32x14	2208	200	130	250	60	150	60
Salon 3	32x21x14	726	50	36	60	22	36	20
Salon 4	32x24x14	825	60	40	70	22	40	20
Salon 5	32x21x14	672	50	30	60	22	30	20
Salon 6	32x21x14	726	50	40	60	22	36	20
Salon 7	32x24x14	825	60	40	70	22	40	20
Salon 8	32x21x14	672	50	36	60	22	30	20
Salons 3, 4 & 5	66x32	2200	180	130	220	60	110	60
Salons 6, 7 & 8	66x32	2200	180	130	220	60	110	60
THE PLAZA	85x29x14	2494	250	200	240	70	170	68
Plaza 1	34x29x14	1015	70	60	90	28	60	30
Plaza 2	32x29x14	925	60	50	90	28	50	30
Plaza 3	19x29x14	565	30	40	35	20	30	16
THE GALLERY	52x58x14	3015	250	160	160	40	60	40
Gallery 1	28x58x14	1624	100	60	80	20	36	20
Gallery 2	24x58x14	1393	100	60	80	20	36	20
LEGACY BALLROOM	99x49x14	4155	360	230	350	72	250	78
Legacy Prefunction	40x13x14	565						
Legacy Ballroom 1	47x40x14	1277	128	80	142	30	90	36
Legacy Ballroom 2	47x49x14	2322	232	150	258	42	160	48
Legacy Terrace	71x18	1350	60					
<b>LEVEL 2</b>								
Ambassador Room	24x26x8.5	624	40	30	40	20	20	18
Attaché Room	24x26x8.5	624	40	40	40	20	20	18
Charge Room	24x26x8.5	624	40	30	40	20	20	18
Attaché & Charge Rooms	24x52x8.5	1248	70	70	80	33	50	30
Consulate Room	24x26x8.5	624	40	30	40	20	20	18
Delegate Room	24x26x8.5	624	40	30	40	20	20	18
Diplomat Room	24x26x8.5	624	40	30	40	20	20	18
The Boardroom	24x26x8.5	624				12		
Director's Room	24x26x8.5	624				12		
Envoy Room	24x39x8.5	936	60	50	60	30	30	26
The Founders Room	57x36x8.5	1938	150	100	120	45	70	45

\*Meeting space displays maximum capacity. Additions such as audiovisual or staging may affect total occupancy.